

LOOKBOOK

# STRIPY MAGNUM



nomad stitches



*Stripy Magnum (meaning “big” in Latin) is the heart of the Stripy Pullover Family - it is a comfy and loose pullover that you will want to wear everyday. Worked top-down, the highly elastic neckline and short rows adjust to neck and shoulders, while the compound raglan shaping creates a yoke that flatters every body and that is highly functional. The pullover can be made to desired length and the sleeves are loose and tapered to allow for movement while still looking great. The thin striping throughout allows for an opportunity to be playful with color and stash bust, while creating a classic garment that belongs in everyone’s wardrobe. The pattern includes size-specific progress tables that make crocheting this jumper a breeze!*



nomadstitches



nomad stitches



## SAMPLE INFORMATION

*Sample is Size 5 and used Less Traveled Yarn, Tweed Me Sock (85% Superwash Merino Wool, 15% Donegal Nep; 438 yds / 100 g) in the colourway Slalom for MC and Less Traveled Yarn, Coupe (80% Superwash Merino Wool, 10% Cashmere, 10% Nylon; 382 yds / 100 g) in the colourway Bad Ass Blue for CC.*

# YARDAGE REQUIREMENTS

*YARN: Fingering weight yarn (size 1)*

1405 (1615, 1835, 2075, 2310) (2525, 2660, 2925, 3080) m / 1535 (1765, 2000, 2265, 2525) (2755, 2905, 3195, 3365) yds of MC.

156 (180, 205, 230, 255) (280, 295, 325, 345) m / 170 (195, 225, 250, 280) (305, 325, 355, 375) yds of CC.



## SIZES + MEASUREMENTS

THE FOLLOWING ARE THE FINISHED GARMENT MEASUREMENTS PER SIZE: 1 (2, 3, 4, 5) (6, 7, 8, 9)

*Chest*<sup>1</sup>: 87 (97.5, 106, 117.5, 127) (138.5, 146, 157.5, 168) cm / 34<sup>1</sup>/<sub>4</sub> (38<sup>1</sup>/<sub>4</sub>, 41<sup>3</sup>/<sub>4</sub>, 46<sup>1</sup>/<sub>4</sub>, 50) (54<sup>1</sup>/<sub>2</sub>, 57<sup>1</sup>/<sub>2</sub>, 62, 66) in

*Neck*: 50 (50, 53, 54, 55) (55, 56.5, 58.5, 59.5) cm / 19<sup>1</sup>/<sub>2</sub> (19<sup>1</sup>/<sub>2</sub>, 21, 21<sup>1</sup>/<sub>4</sub>, 21<sup>1</sup>/<sub>2</sub>) (21<sup>1</sup>/<sub>2</sub>, 22<sup>1</sup>/<sub>4</sub>, 23, 23<sup>1</sup>/<sub>4</sub>) in

*Sleeve upper arm*: 35 (37.5, 42.5, 45, 48) (49, 51.5, 52.5, 52.5) cm / 13<sup>3</sup>/<sub>4</sub> (14<sup>3</sup>/<sub>4</sub>, 16<sup>3</sup>/<sub>4</sub>, 17<sup>3</sup>/<sub>4</sub>, 18<sup>3</sup>/<sub>4</sub>) (19<sup>1</sup>/<sub>4</sub>, 20<sup>1</sup>/<sub>4</sub>, 20<sup>3</sup>/<sub>4</sub>, 20<sup>3</sup>/<sub>4</sub>) in

*Cuff*<sup>2</sup>: 22.5 (24.5, 24.5, 26, 27) (27.5, 28, 28.5, 29) cm / 8<sup>1</sup>/<sub>2</sub> (9<sup>1</sup>/<sub>2</sub>, 9<sup>1</sup>/<sub>2</sub>, 10<sup>1</sup>/<sub>4</sub>, 10<sup>1</sup>/<sub>2</sub>) (10<sup>3</sup>/<sub>4</sub>, 11, 11<sup>1</sup>/<sub>4</sub>, 11<sup>1</sup>/<sub>2</sub>) in

*Sleeve length from underarm*<sup>3</sup>: 45.5 (47, 49.5, 50.5, 52) (52, 53, 54, 54) cm / 18 (18<sup>1</sup>/<sub>2</sub>, 19<sup>1</sup>/<sub>2</sub>, 20, 20<sup>1</sup>/<sub>2</sub>) (20<sup>1</sup>/<sub>2</sub>, 21, 21<sup>1</sup>/<sub>4</sub>, 21<sup>1</sup>/<sub>4</sub>) in

*Body from underarm*<sup>3</sup>: 39.5 (41.5, 41, 43.5, 44) (45, 42.5, 44, 43) cm / 15<sup>1</sup>/<sub>2</sub> (16<sup>1</sup>/<sub>4</sub>, 16, 17, 17<sup>1</sup>/<sub>4</sub>) (17<sup>1</sup>/<sub>2</sub>, 16<sup>1</sup>/<sub>2</sub>, 17<sup>1</sup>/<sub>4</sub>, 16<sup>3</sup>/<sub>4</sub>) in

<sup>1</sup>Designed to be worn with positive ease around bust of 5 - 10 cm / 2 - 4 in.

<sup>2</sup>Cuff size is before ribbing for long sleeves.

<sup>3</sup>Adjustable to taste





nomad stitches



# TESTERS




# CAROLINA MARCÍAS

INSTA: QUETRAMAS

RAVELRY: QUETRAMAS.TIENDA

*Size 2*

*MC: Cotton Top Quality 8/4 brand  
Lammy Yarns + Color 760 lot 2063  
(lavander)*



## MODS

*Body length 33 cm and Sleeves 40cm*

## COMMENTS

*Love the loose fit. The neck feels a little bit loose for me, I would make it smaller if I do it again.*




# ANNIE THEODOROPOULOS

INSTA: ANNIE.THEO  
RAVELRY: ANNTHEO

*Size 2*

*Coudborn Fibers, 100% wool Highland fingering in Taupe Heather (MC) and Stormy Skies; (100g = 494yds/452m)*



## MODS

*Body length was made so that sweater hits at my upper thighs. I kept this body length to make a sweater dress,*

## COMMENTS

*The fit was otherwise very good.*






# RESHMA SEBASTIAN

INSTA: NOAHSARTSBYRESHMA  
RAVELRY: RESH88

*Size 3  
Ganga Hobby - 100% acrylic; (100g  
-400m) ; Mc -orange and CC- white*



## MODS

*Body Length from underarm including ribbing is 35cm*

## COMMENTS

*The fit feels perfect for me. I chose the full sleeve option. I used 3.5mm hook for body and 4mm hook for ribbing.*



# LUCIA WONG

INSTA: CROCHETWITHLU  
RAVELRY: CROCHETWITHLU

*Size 3*

Knitting for Olive - Cotton Merino  
(250 metres in 50 grams) MC: Oatmeal  
CC: Natural White




## MODS

*Body was worked to 33 cm.*

## COMMENTS

*My husband mentioned that the neckline feels a little looser than other sweaters in his non-handmade wardrobe. I think the weight of the pullover stretches the neckline a little when he's wearing it.*



# MAURA HUGGINS

INSTA: MAURAMAKESSTUFF  
RAVELRY: MAURAEELISABETH

*Size 4*

Premier Cotton Fair, MC White and  
CC Lavender




## MODS

*Ended the sleeves a bit early or they would have been too long, stopped once I decreased to 66 stitches around. Stopped 9" after yoke split so it would hit at my hips.*

## COMMENTS

*Loved making this! Didn't notice any typos or mistakes and everything was easy to follow. Finished bust circumference was 49" and it fits perfectly. :)*






## HOLLYANN MENDLAR

INSTA: MENDLARHOLLYANN  
RAVELRY: HMENDLAR

*Size 5  
Ice Yarn Silk Merino Mc pink Cc light  
salmon*



### MODS

*I ended the body at 10 inches before the ribbing. I also did short sleeves with four rows before the ribbing*

### COMMENTS

*I love how it turned out with this yarn. It's so light weight that it's like wearing a cloud. I definitely had to do it shorter than what is written in the pattern. Other than that I didn't have any problems*



# ANA MARQUÉS

INSTA: ENTRE.HILOS.Y.NUDOS  
RAVELRY: LAS3MARIAS

*Size 3*

*MC: Drops Fabel Uni Colour (nº 100-  
white) CC: Drops Fabel Print (nº 901)*



## MODS

*I used 3mm hook for the body, 4mm for the collar and 2mm for bottom ribbing and cuffs. I made body and sleeves shorter. I had to make the bottom ribbing and cuffs with ScBLO... the SlstBLO was impossible for me. I hurt my hands.*

